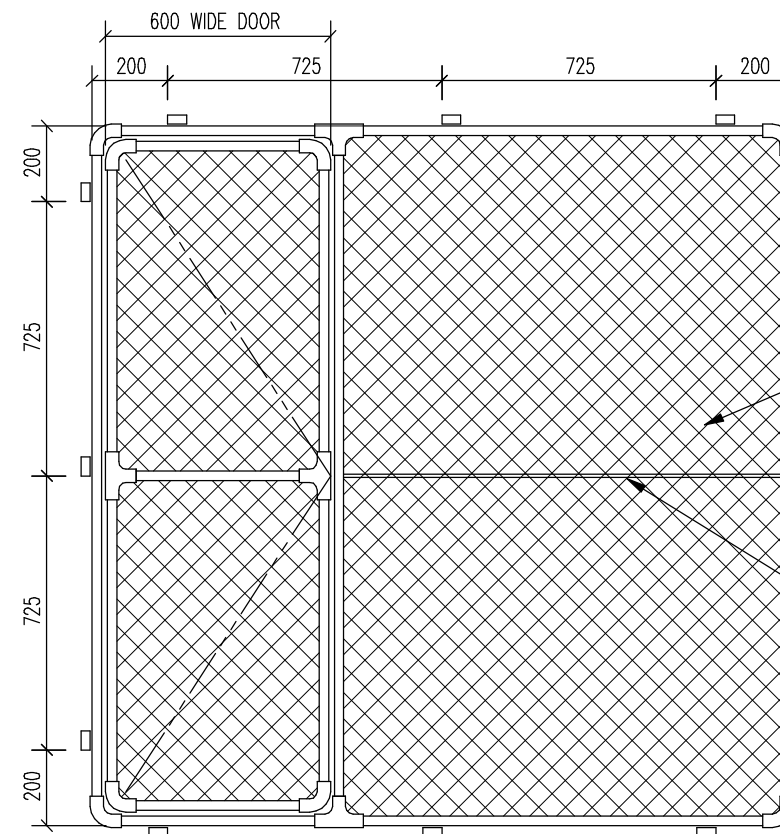


**TYPICAL PANEL**

SCALE 1:20

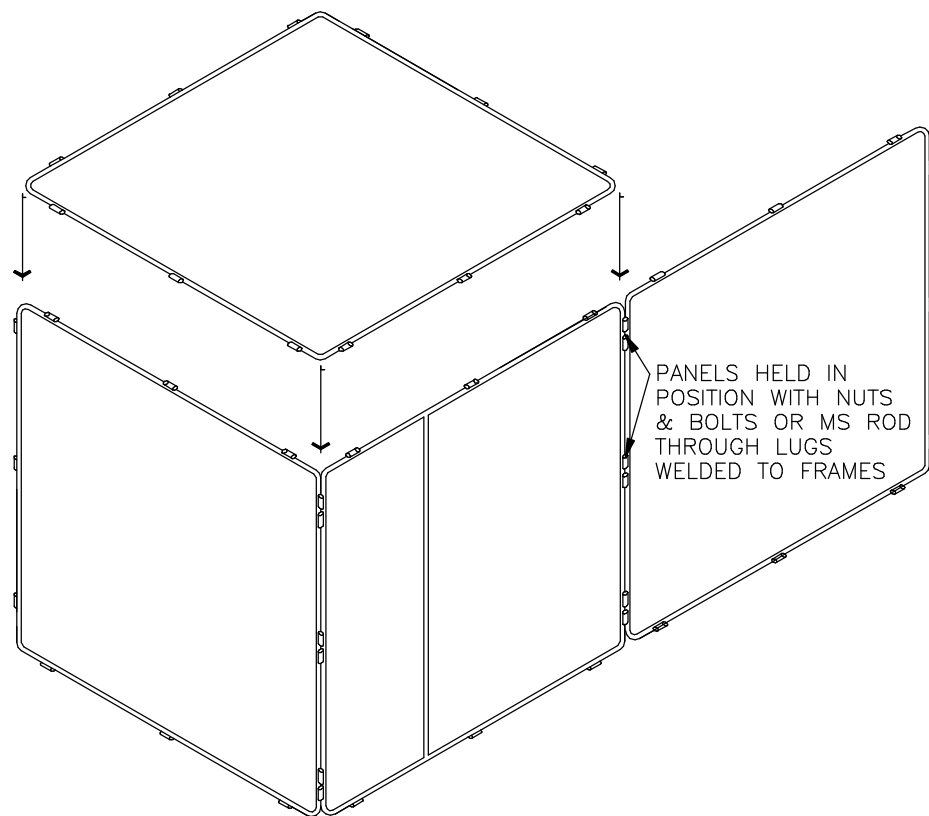


**600mm WIDE DOOR**  
 CONSTRUCTED AS MAIN FRAMES  
 & HINGED AT 3 no POINTS  
 2 no BARRELL BOLTS BOLTED  
 TO FRAME

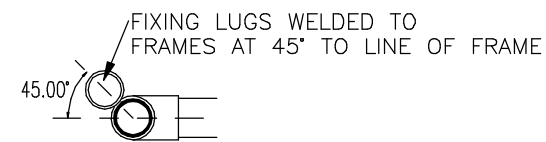
**DOOR PANEL**

- 25 Ø GALV TUBE FRAME WITH THREADED CORNERS & 'T' PIECES WHERE REQUIRED
- HEAVY DUTY GALV CHAIN-LINK MESH SECURELY FIXED TO TUBULAR FRAME
- 25 Ø X 50mm GALV LUGS WELDED TO FRAME IN POSITIONS SHOWN
- GALV BRACE WELDED TO MAIN FRAME

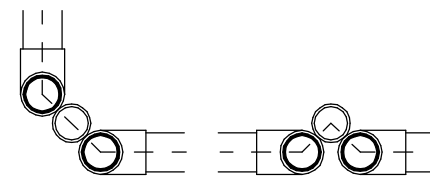
ALTERNATIVE FRAME CONSTRUCTION  
 25mm MS ANGLE FRAME  
 MITRED & WELDED AT ALL JOINTS  
 WITH HEAVY-DUTY CHAIN-LINK MESH WELDED TO ANGLE FRAME



**SCHEMATIC ASSEMBLY DIAGRAM**  
 NOT TO SCALE



**LUG FIXING POSITION**  
 SCALE 1:5

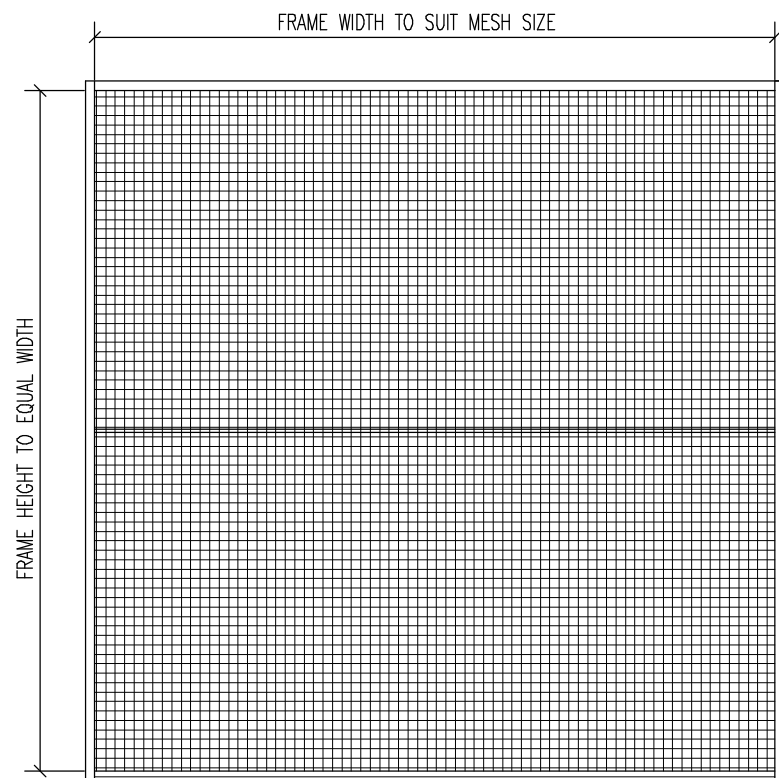


FRAMES JOINED AT 90°  
 OR IN A STRAIGHT LINE

GENERAL NOTES

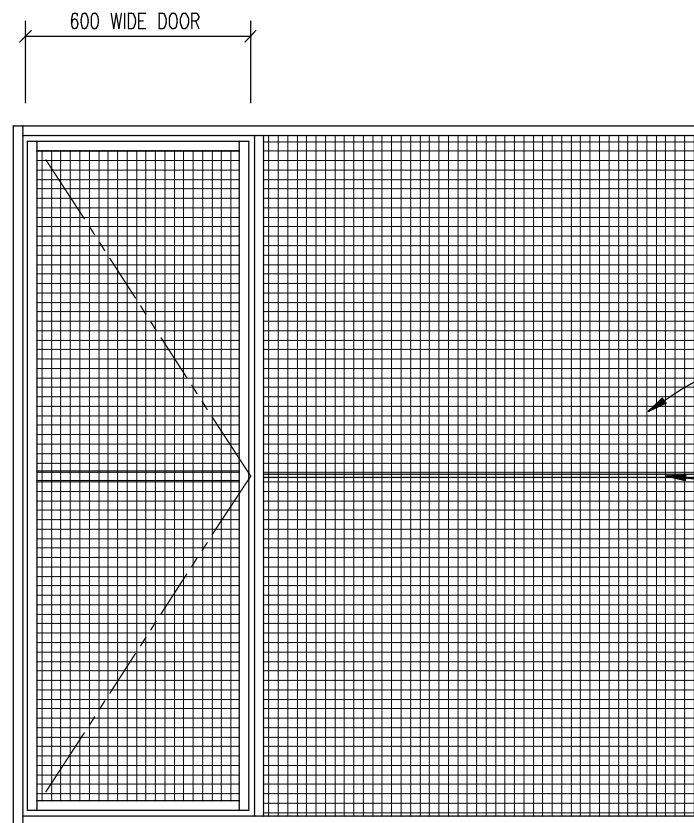
- CAGE/AVIARY 1.8m(H) X 1.8m(W) X 3.6m(L) IS MADE UP OF 7 no STANDARD PANELS & 1no DOOR PANEL
- 2 no ADDITIONAL PANELS WILL BE REQUIRED IF THE CAGE/AVIARY IS TO BE MADE SECURE

<b>TITLE</b>		<b>PRELIMINARY DRAWING</b>			
<b>W I R E S DUBBO BRANCH</b>					
<b>PROJECT</b>		DATE	14/2/93	SCALE	AS SHOWN
<b>Proposed Portable Demountable Rehabilitation Facility</b>		DRAWN	RJT		DRAWING No
				SHEET No	1 / 1



**TYPICAL PANEL**

SCALE 1:20



600mm WIDE DOOR  
CONSTRUCTED AS MAIN FRAMES  
& HINGED AT 3 no POINTS  
2 no BARRELL BOLTS BOLTED  
TO FRAME

**DOOR PANEL**

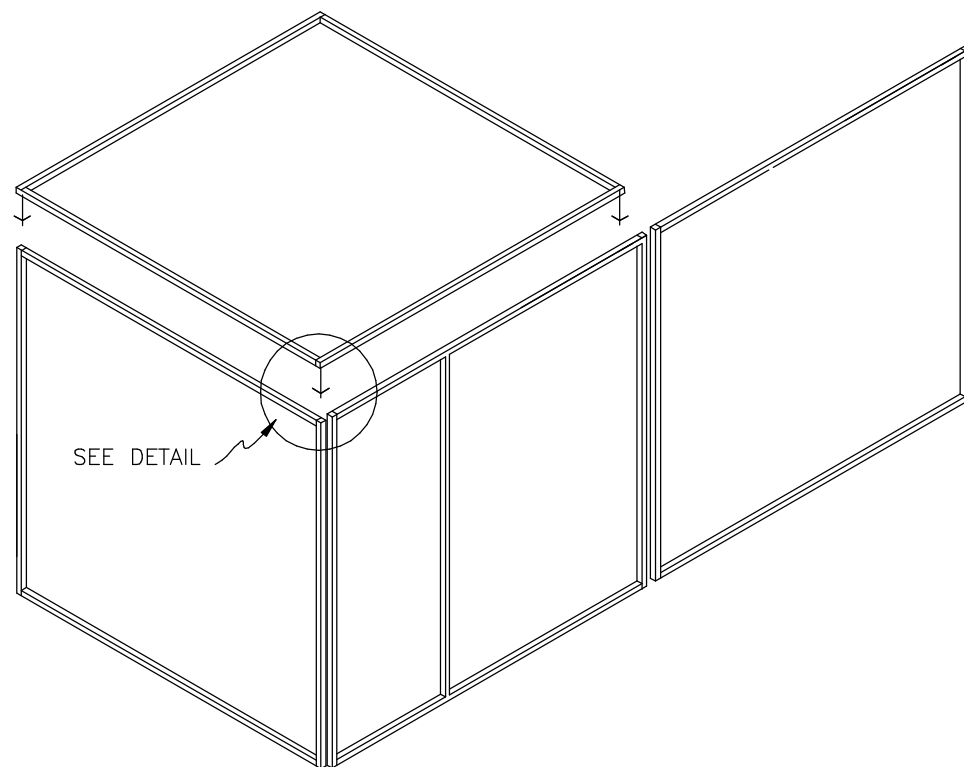
25mm RHS FRAME  
WELDED AT CORNERS

25mm HEAVY DUTY WELD-MESH  
MESH SECURELY FIXED TO  
RHS FRAME

BRACE WELDED  
TO MAIN FRAME

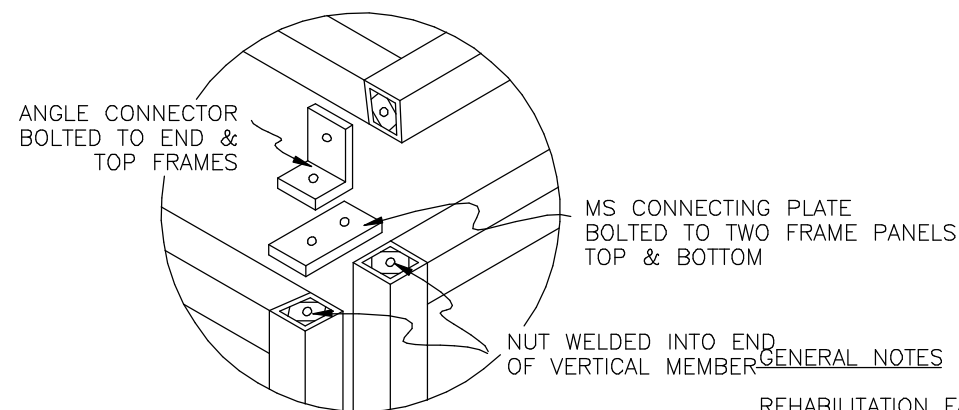
ALTERNATIVE FRAME CONSTRUCTION

25mm MS ANGLE FRAME  
MITRED & WELDED AT ALL  
JOINTS  
WITH 25mm HEAVY DUTY  
WELD-MESH WELDED TO ANGLE FRAME



**SCHEMATIC ASSEMBLY  
DIAGRAM**

NOT TO SCALE



**FIXING DETAIL**

NOT TO SCALE

GENERAL NOTES

REHABILITATION FACILITY 1.8m(H) X 1.8m(W) X 3.6m(L) IS MADE UP OF  
7 no STANDARD PANELS & 1 no DOOR PANEL

2 no ADDITIONAL PANELS WILL BE REQUIRED IF THE  
REHABILITATION FACILITY REQUIRES A FLOOR

TITLE

**W I R E S  
DUBBO BRANCH**

**PRELIMINARY  
DRAWING**

PROJECT

**Proposed Portable  
Demountable  
Rehabilitation Facility**

DATE	3/4/93	SCALE	AS SHOWN	
DRAWN	RJT		DRAWING No	
		SHEET No	1	1